



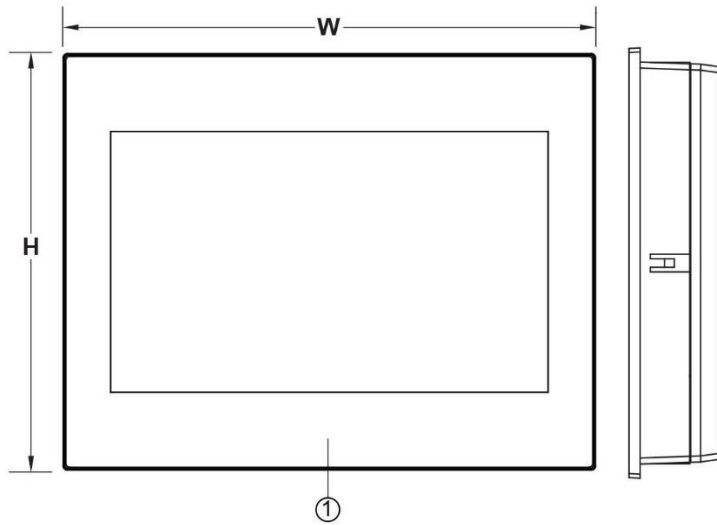
# P2101NA

HMI with 10.1" TFT LCD display

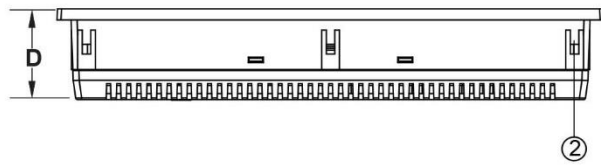
- ◇ Cortex 600 MHz Processor
- ◇ Built-in PLC Expansion function
- ◇ Wide Power Input Range
- ◇ PCB coating for Stability in Harsh Environment
- ◇ Fan-less Design for Cooling Method
- ◇ High Noise Immunity Design for Industrial Application

Display	Panel Size	10.1" TFT (16:9)	I/O Port	Serial 1 (DB-9)	RS-232 (2W) RS-422/485 (4W) RS-485 (2W)
	Panel Resolution	1024 x 600		Serial 2 (Terminal Blocks)	—
	Brightness	300 (cd/m <sup>2</sup> )		RS-422/485 Isolation	—
	Contrast Ratio	450		Ethernet	10M / 100M
	Backlight Type	LED		USB HOST	USB2.0 x 1
	Backlight Life Time	25,000 Hrs.		USB Device	USB2.0 x 1(Mini-USB)
	Colors	16.7M		Micro-SD Slot	—
	LCD Viewing Angle	50/20/55/55 (T/B/L/R)		Audio Output	—
Touch	Type	4-wire Resistive Type	I/O Extension	Video Input	—
	Accuracy	X axis±2%; Y axis±2%		Termination Switch	—
Memory	Flash	128MB	Power	PLC Extension	Yes
	RAM	128MB		MHI Extension	Yes
System	CPU	32 bit RISC Cortex 600MHz	Wireless Extension	—	
	RTC	Yes	Power Input Range	14 ~ 32VDC	
Dimension / Weight	Dimensions W x H x D	271.5 x 213.5 x 44.9 (mm)	Power Isolation	Yes	
	Cut-out	259.5 x 201.5 (mm)	Isolation Resistance	Exceed 50MΩ at 500VDC	
	Weight	1320 (g)	Power Consumption	11.5W (@24VDC)	
Environment	Protection Structure	Front panel : IP65 / Rear Case : IP20			
	PCB Coating	Yes			
	Operating Temp	0~50°C			
	Storage Temp	-20 ~ 60°C			
	Relative Humidity	10%~90% (40°C Non-condensing)			
	Withstand Voltage	500VAC/20mA/1 Min. (between charger & FG terminals)			
	Vibration Endurance	5 to 9Hz Half-amplitude: 3.5mm ; 9 to 150 Hz Constant acceleration: 19.6m/s <sup>2</sup> (2G) ; 3 directions of X, Y, Z: 10times (IEC61131-2 complaints)			
Software	FvDesigner V1.5.64 or later versions				
Certification	CE				

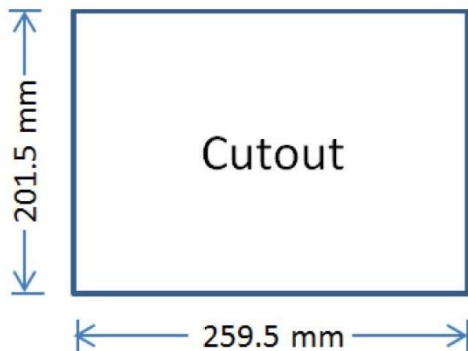
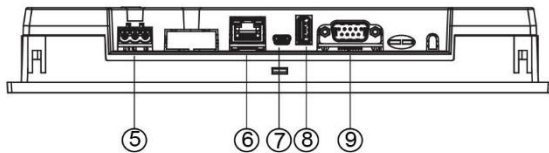
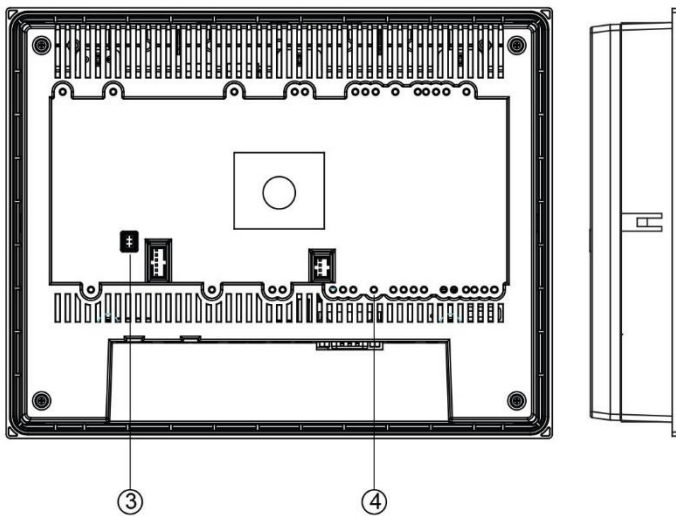
◆ Dimensions Drawing



W	271.5 mm
H	213.5 mm
D	44.9 mm



①	Power Indicator Light
②	Mounting Hole
③	HB1 PLC Connector
④	HB1 PLC Screw Hole
⑤	Power Connector
⑥	Ethernet RJ45 Connector
⑦	Mini USB Connector
⑧	USB Connector
⑨	COM1/COM2/COM3 DB-9 Male Connector



DB-9 Male Connector				
PIN	COM1 [RS-232]	COM2 [RS-422]	COM2 [RS-485]	COM3 [RS-485]
1	-	TX+	DATA+	-
2	RX	-	-	-
3	TX	-	-	-
4	-	RX+	-	-
5	GND	GND	GND	GND
6	-	TX-	DATA-	-
7	-	-	-	DATA+
8	-	-	-	DATA-
9	-	RX-	-	-